

EXPLORER Family

EX5030 - R6/R6P



Overview

Application Area

Paragon ID EXPLORER Family of inlays are optimally designed for global item level Retail inventory management, Brand Protection and Supply Chain applications

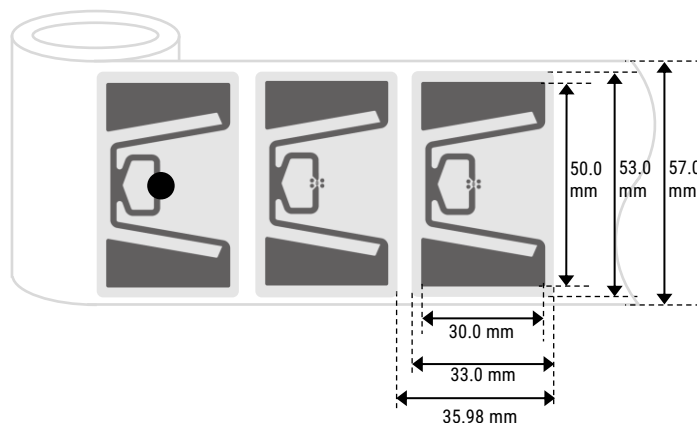
IC

The EX5030-R6(P) UHF inlays are based on the Impinj Monza R6 Serie RAIN ICs with antenna designs supporting all global frequencies, including FCC and ETSI.

Paragon ID

Paragon ID is the largest EU based RFID inlay and label manufacturer with production facilities in Argent, France and Bucharest, Romania. Inlays are manufactured according to the highest ARC approved quality standards

Dimensions



Inlay specifications

Standards	EPC Class1Gen2 V2 / ISO 18000-63
Certificates	ARC Compliant, specs: F, I, L, O, Q, R, W5, W6, Y2
Antenna size	50 x 30 mm / 1.97 x 1.18 in
Antenna Orientation	Wide edge leading (WEL)
Substrate	PET 50 µm
Antenna material	Aluminium, 10 µm
Adhesive	Permanent
Backing	Silicon paper
Minimum Yield	99% for dry inlays 98% for wet transparent & paperface inlays
Quality assurance	100 % performance tested*
Marking	Failed units marked
Shelf life	Two years from date of manufacturing when stored at 20 °C and <40% relative humidity

IC specifications

Manufacturer	Impinj
Model and Memory	R6: 96 bits EPC R6P: 96 - 128 bits EPC, 64 - 32 bits User
TID memory	96 bits, with 48 bits serial number
Read Sensitivity	-22.0 dBm
Write Sensitivity	-17.0 dBm
Operating Temperature	-40°C up to +85°C -40°F up to +185°F

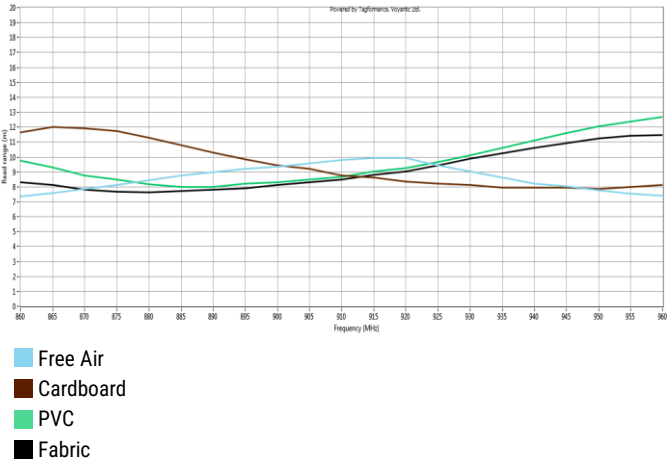
* Bad inlay can either be non-functional or show lower performances than expected



EXPLORER Family
EX5030 – R6 / R6P

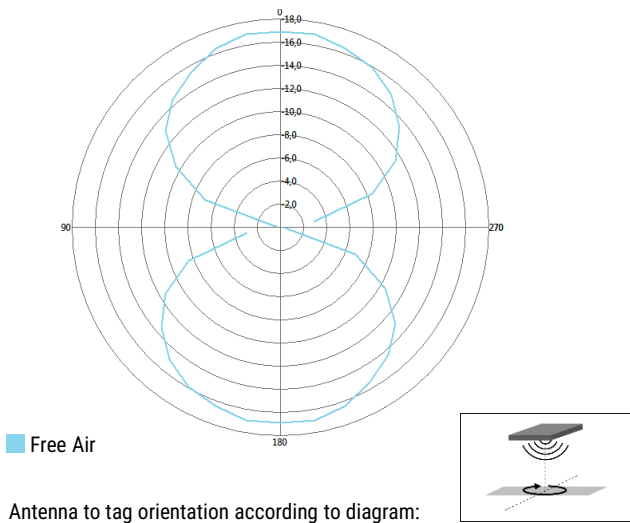


Theoretical read range



All graphs are generated under laboratory conditions. Real-life performance may vary. Reader power : 29 dBm. Antenna sensitivity : -70 dBm

Orientation sensitivity



Antenna to tag orientation according to diagram:

Delivery information

	Delivery Format		
	Dry Inlay (2)	Wet Transparent Inlay	Paper-face Inlay
Chip	R6 R6P	R6 R6P	R6 R6P
Sales Code	135395 135396	135384 135385	135376 135377
Antenna size	50 x 30 mm / 1.97 x 1.18 in	50 x 30 mm / 1.97 x 1.18 in	50 x 30 mm / 1.97 x 1.18 in
Die-cut size	N/A	53 x 33 mm / 2.09 x 1.30 in	53 x 33 mm / 2.09 x 1.30 in
Standard Pitch	35.98 mm / 1.42 in	35.98 mm / 1.42 in	35.98 mm / 1.42 in
Web width	57 mm / 2.24 in	57 mm / 2.24 in	57 mm / 2.24 in
Core inner diameter	76 mm / 2.99 in	76 mm / 2.99 in	76 mm / 2.99 in
Quantity per roll (1)	25 000	20 000	3 400

(1) Quantity per Roll values are nominal with up to +/- 2% variation
(2) Delivered with disposable compensation layer (interleaves)



To ensure this product meets application requirements, this product should be tested under conditions appropriate to the application. Paragon ID does not warrant that this product is fit for any particular use or purpose. The information provided in this datasheet is believed to be reliable to our current experience and knowledge, no rights however can be derived from the information provided in this datasheet. Paragon ID reserves the right to change or discontinue product offerings at any time without notice.

