

EXPLORER Family

EX7014 – U9



Overview

Application Area

Paragon ID EXPLORER Family of inlays are optimally designed for global item level Retail inventory management, Brand Protection and Supply Chain applications

IC

The EX7014-U9 UHF inlays are based on the NXP Ucode 9 RAIN ICs with antenna designs supporting all global frequencies, including FCC and ETSI.

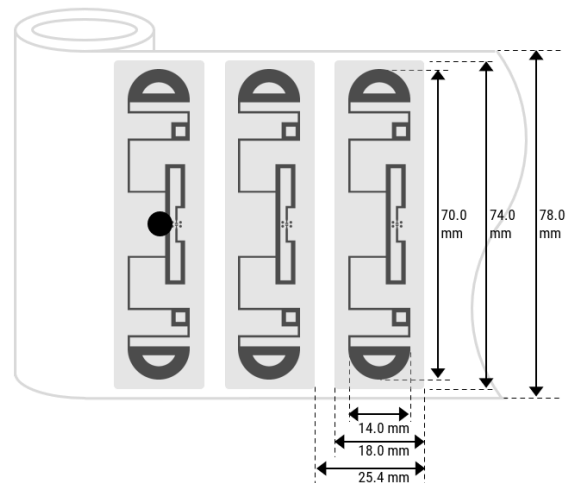
Paragon ID

Paragon ID is the largest EU based RFID inlay and label manufacturer with production facilities in Argent, France and Bucharest, Romania. Inlays are manufactured according to the highest ARC approved quality standards

Inlay specifications

Standards	EPC Class1Gen2 V2.1 / ISO 18000-63
Certificates	ARC Compliant, specs: F, I, L, O, Q, R, W2, W5, W6, Y, Y2
Antenna size	70 x 14 mm / 2.76 x 0.55 in
Antenna orientation	Wide edge leading (WEL)
Substrate	PET 50 µm
Antenna material	Aluminium, 10 µm
Adhesive	Permanent
Backing	Silicon paper
Minimum Yield	98% or higher, 2 splices or less per roll
Quality assurance	100 % performance tested*
Marking	Failed units marked
Shelf life	Two years from date of manufacturing when stored at 20 °C and <40% relative humidity

Dimensions



IC specifications

Manufacturer	NXP
Model and Memory	Ucode 9: 96 bits EPC
TID memory	96 bits, with 48 bits serial number
Read Sensitivity	-24.0 dBm
Write Sensitivity	-22.0 dBm
Operating Temperature	-40°C up to +85°C -40°F up to +185°F

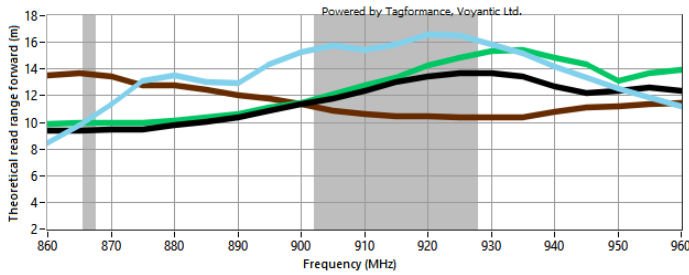
* Bad inlay can either be non-functional or show lower performances than expected

EXPLORER Family

EX7014 – U9



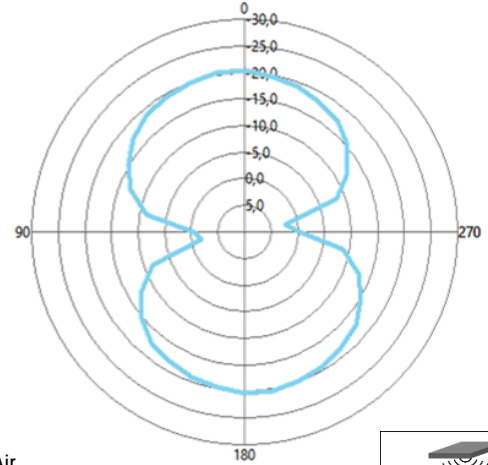
Theoretical read range



- Free Air
- Cardboard
- PVC
- Fabric

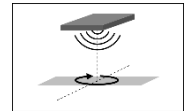
All graphs are generated under laboratory conditions. Real-life performance may vary. Reader power : 29 dBm. Antenna sensitivity : -70 dBm

Orientation sensitivity



- Free Air

Antenna to tag orientation according to diagram:



Delivery information

	Delivery Format		
	Dry Inlay (2)	Wet Transparent Inlay	Paper-face Inlay
Chip	Ucode 9	Ucode 9	Ucode 9
Sales Code	133782	133958	133959
Antenna size	70 x 14 mm / 2.76 x 0.55 in	70 x 14 mm / 2.76 x 0.55 in	70 x 14 mm / 2.76 x 0.55 in
Die-cut size	N/A	74 x 18 mm / 2.91 x 0.71 in	74 x 18 mm / 2.91 x 0.71 in
Standard Pitch	25.40 mm / 1.00 in	25.40 mm / 1.00 in	25.40 mm / 1.00 in
Web width	83 mm / 3.27 in	78 mm / 3.07 in	78 mm / 3.07 in
Core inner diameter	76 mm / 2.99 in	76 mm / 2.99 in	76 mm / 2.99 in
Quantity per roll (1)	20 000	10 000	5 000

- (1) Quantity per Roll values are nominal with up to +/- 2% variation
- (2) Delivered with disposable compensation layer (interleaves)



To ensure this product meets application requirements, this product should be tested under conditions appropriate to the application. Paragon ID does not warrant that this product is fit for any particular use or purpose. The information provided in this datasheet is believed to be reliable to our current experience and knowledge, no rights however can be derived from the information provided in this datasheet. Paragon ID reserves the right to change or discontinue product offerings at any time without notice.

